

Attention Students:

Our Lady of Providence High School has teamed up with EdTech for your virtual bookshelf!

Here's how it works:

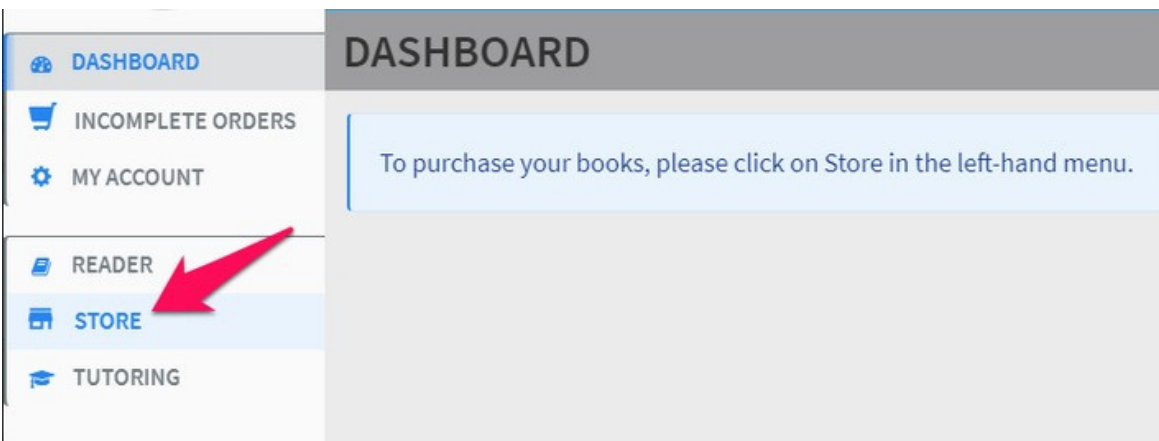
- Access your Fall Store at lop.shelfit.com - Open 7/31/25
- Your username is your school-issued email address and password through the google authentication.
- Click the Go to Your Shelf button to view your eBooks on the menu on the left hand side of your screen and purchase your books and materials.
- Any eBooks that are not EdTech eBooks will appear with an orange banner that states platform. Click on that book covers icon to access the platform.
- Once you click on the cover, it will redirect you to either the Platform, or an instruction page with the information that you need to access your textbook.



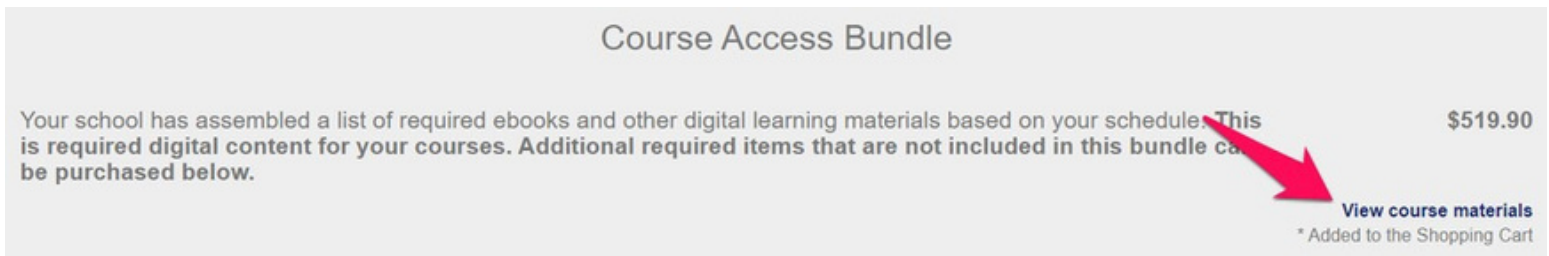
How to Place an Order

Step 1: Click log in with your school then click log in with Google using your school email and password.

Step 2: Click **Store** in the left-hand side of your screen.



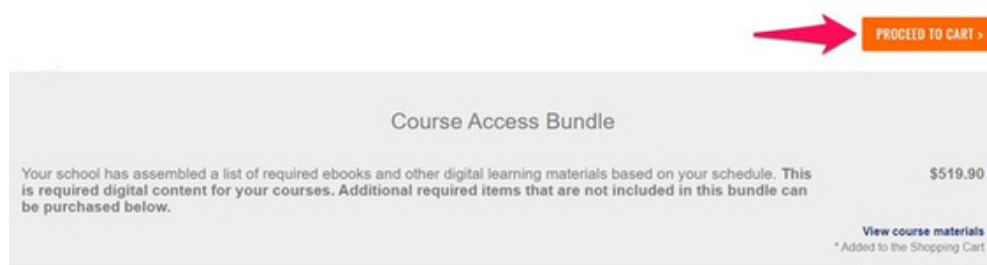
Step 3: Your Course Access Bundle is made up of ebooks and/ or print materials that are required purchases, and is located toward the top of your screen. Click on **View Course Materials** to see which books are included in your Course Access Bundle.



Step 4: There may be books to purchase for other courses that are not included in your Course Access Bundle. To purchase books for courses outside of your bundle, click the orange **Add to Cart** button to add each to your cart.




Step 5: To Purchase your books, click the orange **Proceed to Cart** button on the right side of your screen.



Step 6: Click the orange **Go to Checkout** button to purchase your bundle and any other books you have added to your cart.

EdTech Items - Fulfilled by EdTech and partners

Shopping Cart

Item	Price	Qty	Subtotal
 Required Course Materials			\$519.90

Summary


ESTIMATE TAX	
Subtotal	\$519.90
Order Total	\$519.90

[GO TO CHECKOUT](#)

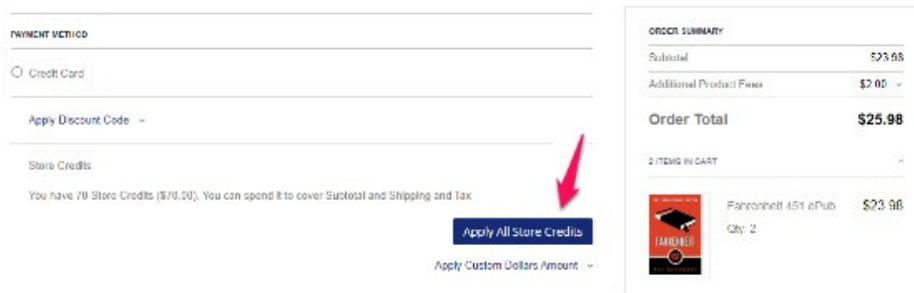
[Continue Shopping](#) [Clear Shopping Cart](#) [Update Cart](#)

APPLY DISCOUNT CODE

Enter discount code: [APPLY DISCOUNT](#)



Step 8: You will see payment method options. Under where it says **Store Credits**, you will see how much store credit you have. To apply **all** the store credit to your purchase, click the **Apply All Store Credits**. The button will turn blue once your mouse hovers over it.



PAYMENT METHOD

Credit Card

Apply Discount Code ▾

Store Credits

You have 70 Store Credits (\$70.00). You can spend it to cover Subtotal and Shipping and Tax.


Apply All Store Credits

Apply Custom Dollars Amount ▾

ORDER SUMMARY

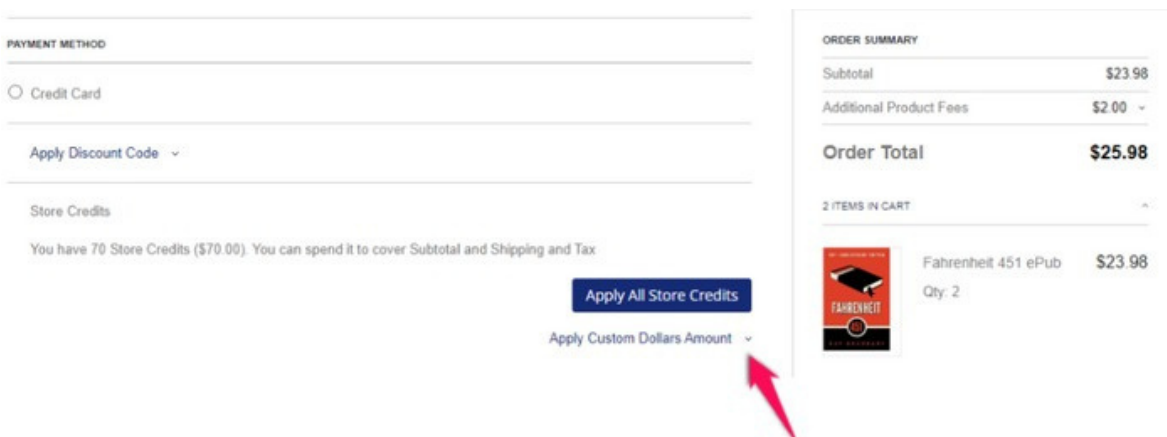
Subtotal	\$23.98
Additional Product Fees	\$2.00 ▾
Order Total	\$25.98

2 ITEMS IN CART ▾

	Fahrenheit 451 ePub	\$23.98
	Qty: 2	

* If you would like to apply a custom amount of credit, follow steps 9 - 11. If not, skip to Step 12.

Step 9: If you would like to apply a custom amount of your store credit to the purchase instead of using all of the store credit, click on the **Apply Custom Dollars Amount** dropdown arrow.



PAYMENT METHOD

Credit Card

Apply Discount Code ▾

Store Credits

You have 70 Store Credits (\$70.00). You can spend it to cover Subtotal and Shipping and Tax.


Apply All Store Credits

Apply Custom Dollars Amount ▾

ORDER SUMMARY

Subtotal	\$23.98
Additional Product Fees	\$2.00 ▾
Order Total	\$25.98

2 ITEMS IN CART ▾

	Fahrenheit 451 ePub	\$23.98
	Qty: 2	

Step 10: Now enter the custom amount of store credit you would like to apply to this purchase. Then click the **Apply** button to apply the credit to your purchase. The button will turn blue once your mouse hovers over it.

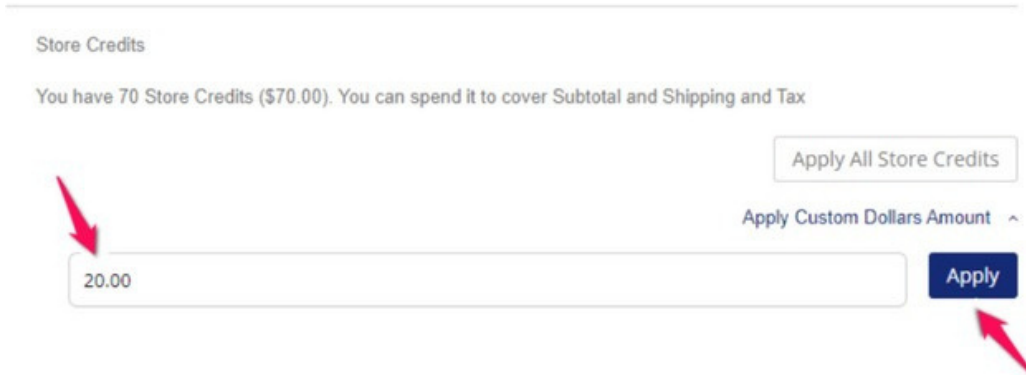
Store Credits

You have 70 Store Credits (\$70.00). You can spend it to cover Subtotal and Shipping and Tax


Apply All Store Credits

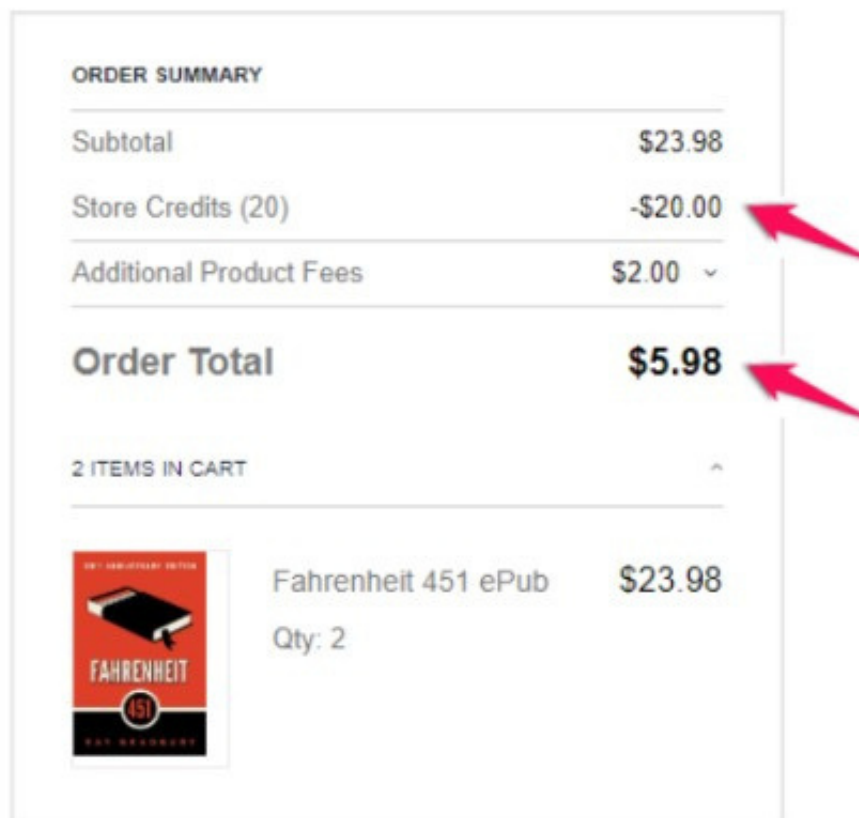
Apply Custom Dollars Amount ▾

20.00 **Apply**



Step 11: Now you will see that the store credit has been applied and the amount has been deducted from the purchase amount. If you decided to use a custom amount of the store credit, then you will see the amount you still owe if any.

ORDER SUMMARY	
Subtotal	\$23.98
Store Credits (20)	-\$20.00
Additional Product Fees	\$2.00 ▾
Order Total	\$5.98
2 ITEMS IN CART ▾	
	Fahrenheit 451 ePub \$23.98
	Qty: 2



Step 12: Select your payment method, enter your billing address and other information and click the white **Update** button.

PAYMENT METHOD

Credit Card

Apply Discount Code -

Store Credits

Cancel Store Credits

ORDER SUMMARY

Subtotal	\$11.99
Store Credits (11.99)	-\$11.99
Additional Product Fees	\$1.00
Order Total	\$1.00

1 ITEM IN CART

	Fahrenheit 451 ePub	\$11.99
	Qty: 1	

Credit Card

When paying by credit card, your statement may show any of the following merchants: ESCO | EdTech | Swift 850-338-3245

First Name *

This is a required field.

Last Name *

This is a required field.

School Name *

Street Address *

Street Address: Line 1

Country *

United States

State/Province *

Please select a region, state or province.

City *

Zip/Postal Code *

85281

Phone Number

Update

Step 13: Enter your payment information and click the orange **Place Order** button.

Credit Card Number *

Expiration Date *

Month Year

CVV *

Save for later use.

By placing an order, you agree to our policy that all eBook sales are final and non-refundable. *

PLACE ORDER